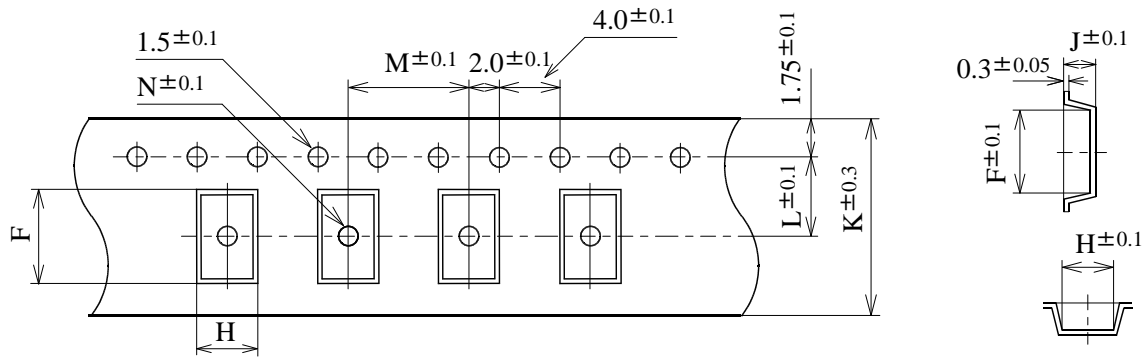
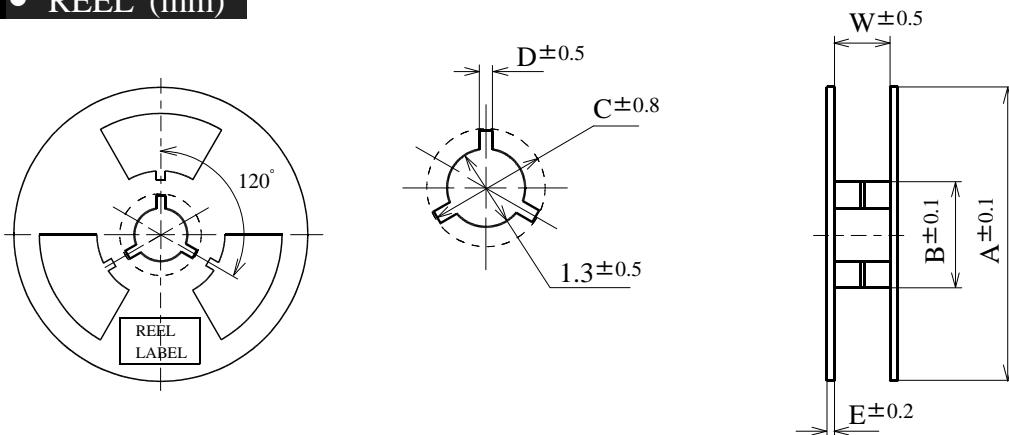


● TAPE (mm)




MODEL	F	H	J	K	L	M	N
SP-2520	2.7	2.25	1.15	8.0	3.5	4.0	1.1
SP-3225	3.4	2.7	1.4	8.0	3.5	4.0	1.0
SP-5032	5.4	3.6	1.6	12.0	5.5	8.0	1.5
SP-6035	6.5	4.1	2.0	12.0	5.5	8.0	1.5
SP-7050	7.4	5.4	1.9	16.0	7.5	8.0	1.5
SP-7050LV.LP	7.4	5.4	1.9	16.0	7.5	8.0	1.5
SP-7050CT	7.4	5.4	1.9	16.0	7.5	8.0	1.5
SP-1385MCT	14.3	9.9	4.7	24.0	11.5	12.0	2.0
SP-1385MCD	14.3	9.9	4.7	24.0	11.5	12.0	2.0
VCX-7050C	7.4	5.4	1.9	16.0	7.5	8.0	1.5

● REEL (mm)



MODEL	A	B	C	D	E	W
SP-2520	180	60	21.0	2.0	2.0	9.0
SP-3225	178	60	22.0	2.5	2.0	8.0
SP-5032	180	62	20.0	2.0	2.0	12.4
SP-6035	180	62	20.0	2.0	2.0	16.4
SP-7050	180	62	20.0	2.0	2.0	16.4
SP-7050LV.LP	180	62	20.0	2.0	2.0	16.4
SP-7050CT	180	62	20.0	2.0	2.0	16.4
SP-1385MCT	330	80	21.0	3.0	2.0	25.4
SP-1385MCD	330	80	21.0	3.0	2.0	25.4
VCX-7050C	300	100	21.0	1.9	2.0	

APPROVE	DESIGNED	PUBLICATIO	21 / 03 / 2001	ITEM	OUTLINE AND DIMENSION (SPO)
		REVISION			
		REVISION			
		REVISION			
				DRW.No.	CL - 0532